

1566A

# WEXFORD PLAZA

PERRY HWY. & REICHOLD RD., PITTSBURGH, PA

MANAGED BY AN AFFILIATE OF

**KIMCO**  
REALTY



GLA: 150,078 SF

ACRES: 19







PARKING SPACES: 739

PARKING RATIO: 4.9 per 1,000 SF

MSA: Pittsburgh (PA)

WEB LINK: [kimcorealty.com/1566A](http://kimcorealty.com/1566A)

## DEMOGRAPHICS

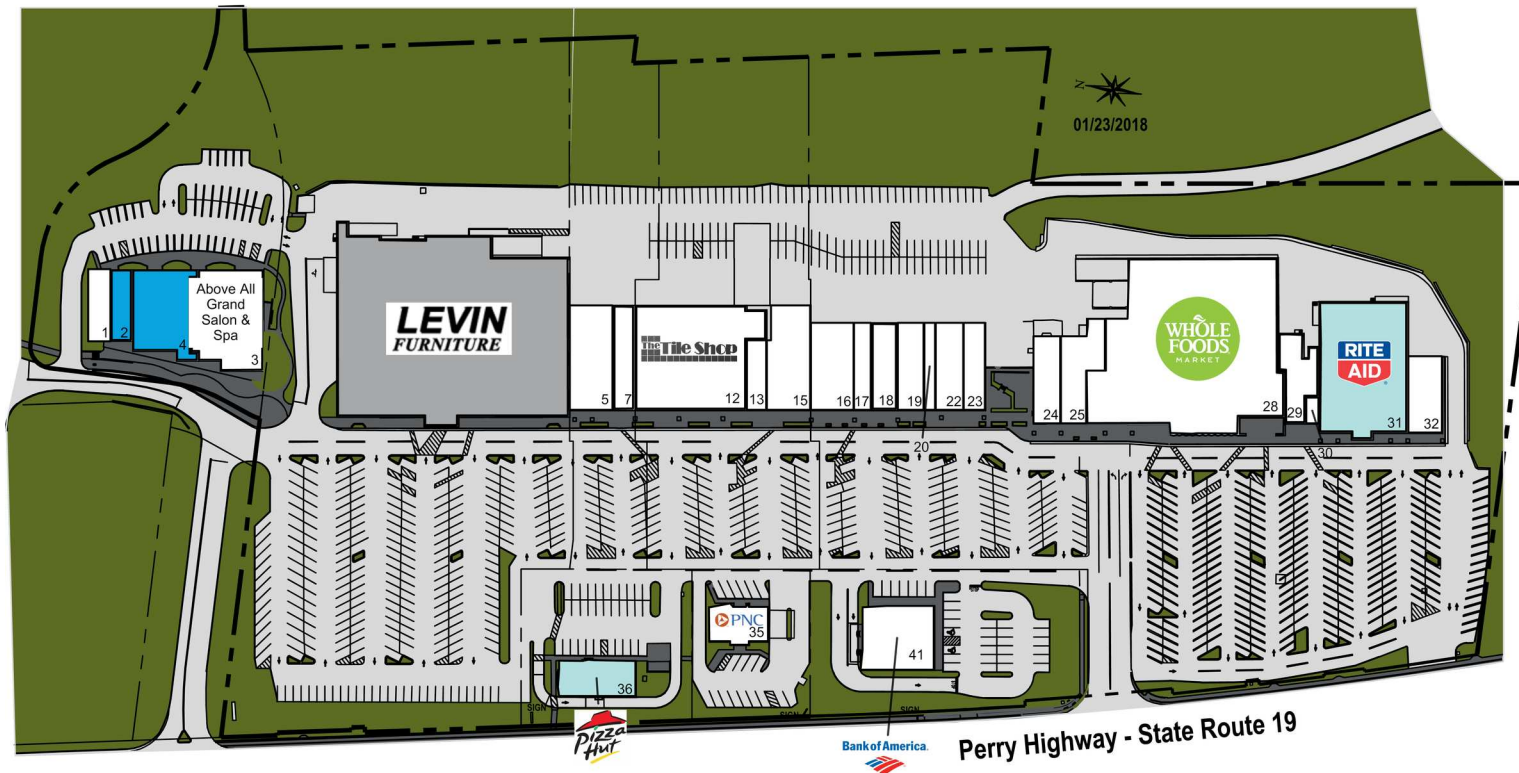
2016 ESTIMATES	 POPULATION	 DAYTIME POPULATION	 HOUSEHOLDS	 AVG. HH INCOME	 MED. HH INCOME	 PER CAPITA INCOME
1 MILE	4,784	9,018	1,861	\$143,432	\$116,871	\$56,483
3 MILE	34,567	37,171	13,066	\$137,324	\$108,590	\$52,210
5 MILE	82,457	86,657	31,838	\$124,716	\$96,178	\$48,702
10 MILE	349,146	339,206	143,799	\$94,945	\$70,214	\$39,475

## LEASING REPRESENTATIVE

**JOHN DEWOLFE**

(847) 294-6417 | [jdewolfe@kimcorealty.com](mailto:jdewolfe@kimcorealty.com)





TENANT	SQFT
1 ChiroEvolution	2,050
2 Available	2,050
3 Above All Grand Salon & Spa	9,010
4 Available	6,690
5 Mattress Firm	6,106
7 Brain Balance of Wexford	2,893
12 The Tile Shop	16,059
13 Wexford Eyetique	1,800
15 Nakama Japanese Steakhouse	5,970
16 Med Express	4,881
17 AT&T Mobility	1,996
18 Learning Express	3,000
19 Wexford Beer Distributors	3,000
20 Great Clips	1,300
22 New Balance	5,700
23 Graeter's Ice Cream	2,320
24 Loafers Bread Company	3,100
25 Leone Animal Supply	4,307
28 Whole Foods	38,613
29 Owl Cleaners	3,352
30 Wexford Barber Shop	600
31 Rite Aid	15,000
32 AAA Auto Club	3,500
35 PNC Bank	2,896
36 Pizza Hut	3,600
41 Bank of America	

Non-Controlled
  Availability
  Potential Availability

## LEASING REPRESENTATIVE

**JOHN DEWOLFE**

(847) 294-6417 | [jdewolfe@kimcorealty.com](mailto:jdewolfe@kimcorealty.com)

Disclaimer: This site plan shows the approximate location, square footage, and configuration of the shopping center and adjacent areas, and is only illustrative of the size and relationship of the stores and common areas generally, all of which are subject to change. The showing of any names of tenants, parking spaces, square footage, curb-cuts or traffic controls shall not be deemed to be a representation or warranty that any tenants will be at the shopping center, the square footage is accurate, or that any parking spaces, curb-cuts or traffic controls do or will continue to exist. Moreover, any demographics set forth in this flyer are for illustrative purposes only and shall not be deemed a representation by Landlord or their accuracy. Availability of this property for rent is subject to prior rental or withdrawal of the property from the market at any time without notice.



# WEXFORD PLAZA

PERRY HWY. & REICHOLD RD., PITTSBURGH, PA



Revision Date: 04/06/15  
Original Date: 04/12/12

## LEASING REPRESENTATIVE

**JOHN DEWOLFE**

(847) 294-6417 | jdewolfe@kimcorealty.com

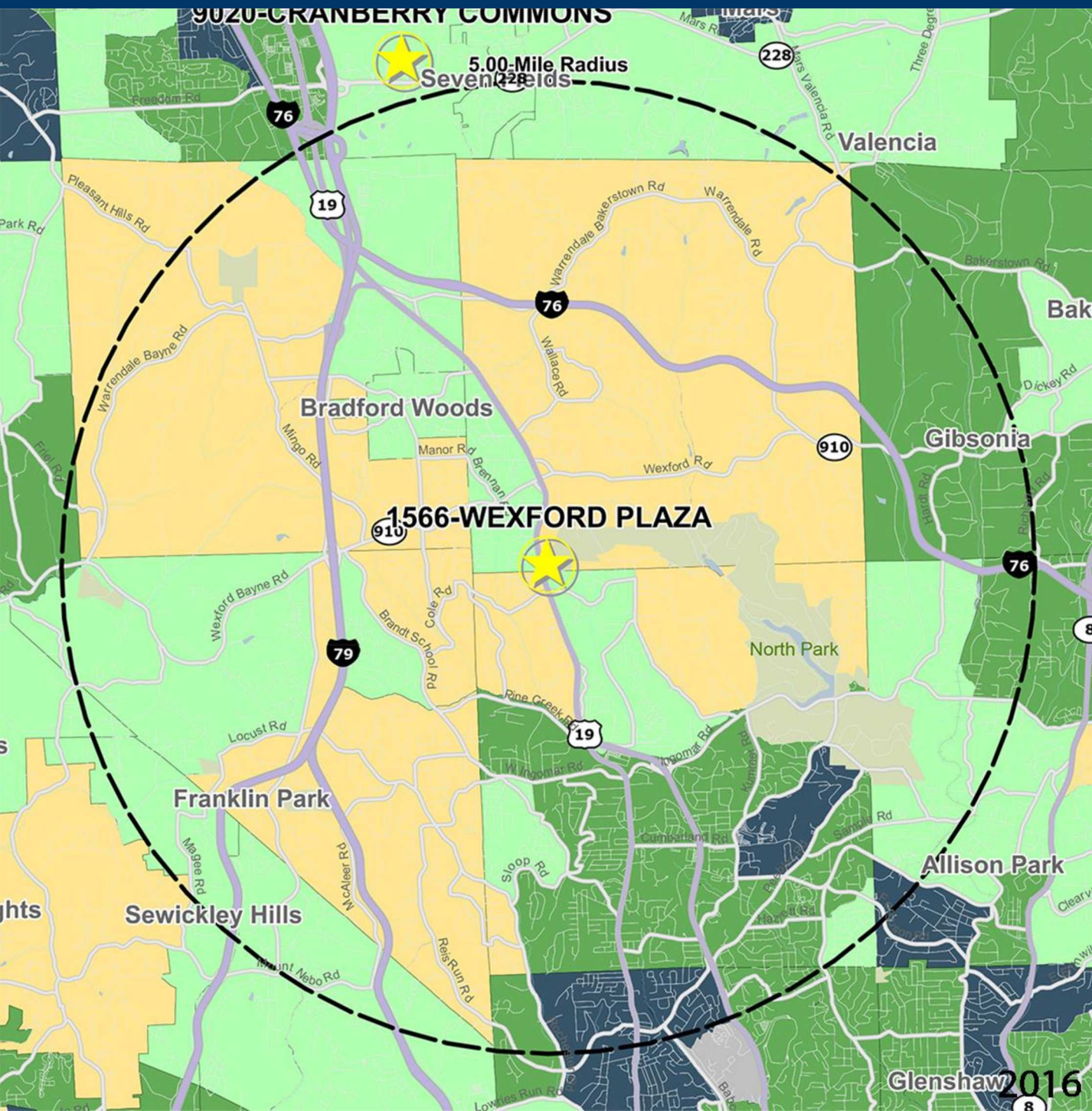


1566A

# WEXFORD PLAZA

PERRY HWY. & REICHOLD RD., PITTSBURGH, PA

MANAGED BY AN AFFILIATE OF



## DEMOGRAPHICS

2016 ESTIMATES	1-MILE	3-MILE	5-MILE
POPULATION	4,784	34,567	82,457
DAYTIME POP	9,018	37,171	86,657
HOUSEHOLDS	1,861	13,066	31,838
AVERAGE HH INCOME	\$143,432	\$137,324	\$124,716
MEDIAN HH INCOME	\$116,871	\$108,590	\$96,178
PER CAPITA INCOME	\$56,483	\$52,210	\$48,702

Trade Area Systems, Updates of 2010 Census Data by Synergis

Average Household Income by Block Group



Popstats, 4Q 2016 rev., Trade Area Systems