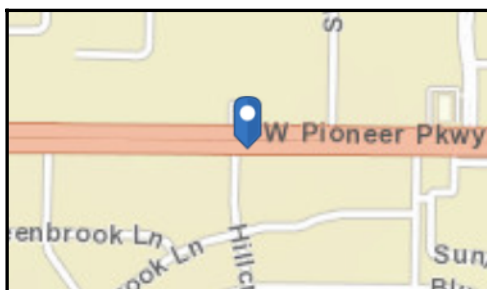
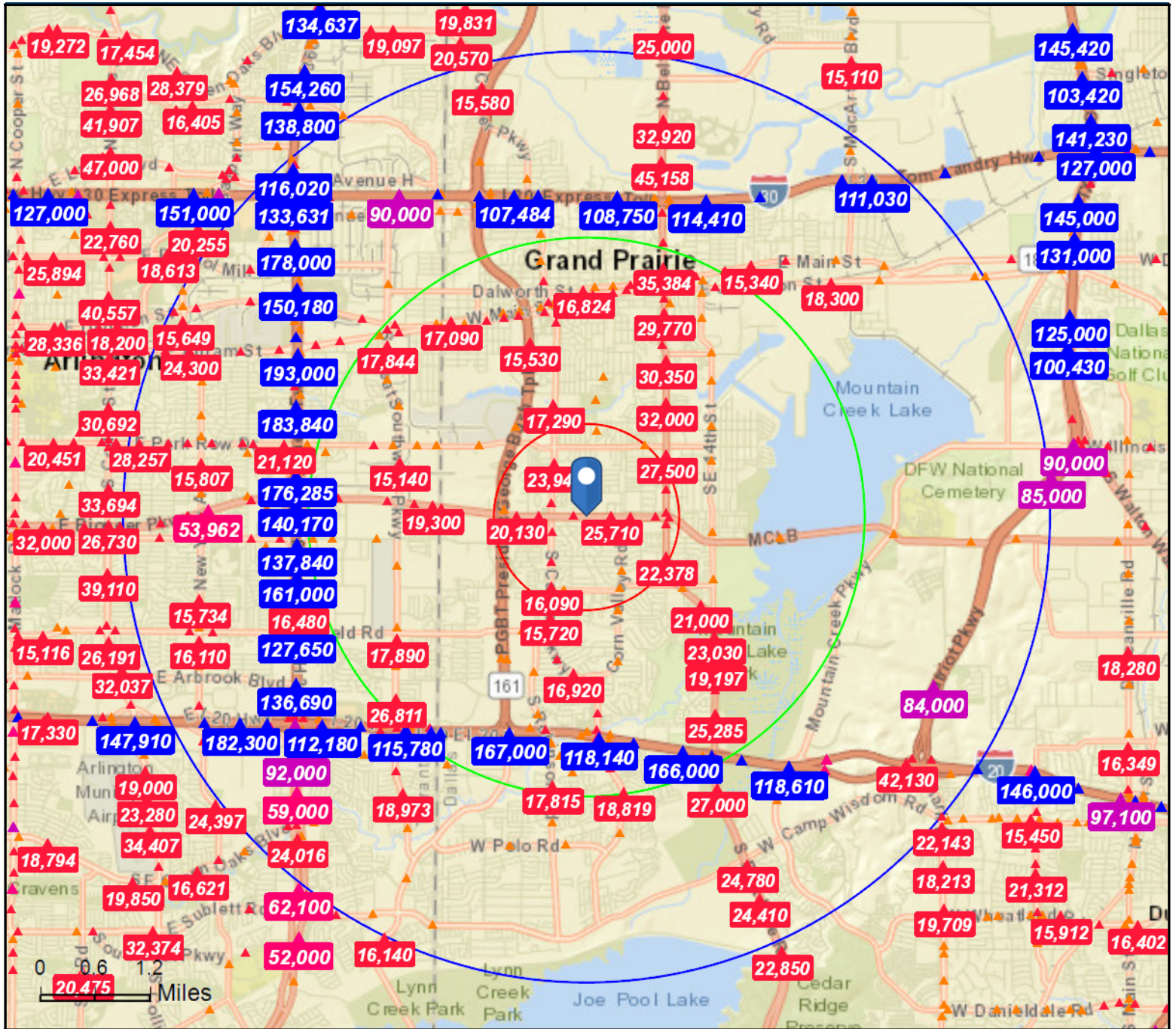




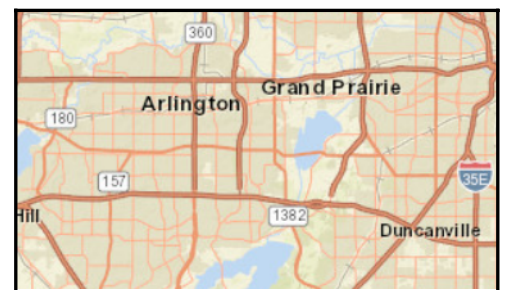
# Traffic Count Map

455 W Pioneer Pkwy, Grand Prairie, Texas, 75051  
Rings: 1, 3, 5 mile radii

Prepared by Esri  
Latitude: 32.70938  
Longitude: -97.00891



- Average Daily Traffic Volume**
- ▲ Up to 6,000 vehicles per day
  - ▲ 6,001 - 15,000
  - ▲ 15,001 - 30,000
  - ▲ 30,001 - 50,000
  - ▲ 50,001 - 100,000
  - ▲ More than 100,000 per day



Source: ©2018 Kalibrate Technologies (Q2 2018).

October 08, 2018