



**FOR LEASE**

**AIRWAY TRADE CENTER**

**2225 & 2235 AVENIDA COSTA ESTE, SAN DIEGO, CA 92154**

**AVAILABLE SPACE AS OF AUGUST 2018**

**2225 Avenida Costa Este**

SUITE	STATUS	APPROX. TOTAL SF	APPROX. OFFICE SF	GRADE RAMPS	DOCK DOORS	CLEAR HEIGHT	RATE PSF NNN
1000/ 1200/ 1600	Leased	40,195	5,706	1	7	23'	X
1800	Leased	12,181	1,800	0	2	23'	X
1700	Leased	8,633	Shell	0	2	23'	X
2300	Available	10,540	Shell / **	0	3	23'	\$0.70

**2225 Avenida Costa Este (Office Suites)**

SUITE	STATUS	APPROX. TOTAL SF	APPROX. OFFICE SF	GRADE RAMPS	DOCK DOORS	CLEAR HEIGHT	RATE PSF NNN
1400	Leased	2,286	2,286	0	0	X	X
1750	Leased	1,800	1,800	0	0	X	X

**2235 Avenida Costa Este**

SUITE	STATUS	APPROX. TOTAL SF	APPROX. OFFICE SF	GRADE RAMPS	DOCK DOORS	CLEAR HEIGHT	RATE PSF NNN
100	Available September	8,100	1,750	2	0	23'	\$0.75
200	Available	8,076	748	1	1	23'	\$0.75
400	Available	20,000	Shell**	1	4	23'	\$0.75
600	Available	10,396	4,284	4	0	23'	\$0.75

**\*Net charges are estimated at \$0.19 PSF.**

**\*\*Built-to-suit**

**Suites 100-600, totaling 46,572 SF, can be combined.**



**Regan Tully**

Senior Vice President | Cushman & Wakefield

8780 Sherwood Terrace | San Diego, CA 92154 | USA

Direct: 619.661.0656 Fax: 619.661.1869

[regan.tully@cushwake.com](mailto:regan.tully@cushwake.com) | [vCard](#) | [www.cushmanwakefield.com](http://www.cushmanwakefield.com)

CA Lic # 00712457

Cushman & Wakefield Copyright 2015. No warranty or representation, express or implied, is made to the accuracy or completeness of the information contained herein, and same is submitted subject to errors, omissions, change of price, rental or other conditions, withdrawal without notice, and to any special listing conditions imposed by the property owner(s). As applicable, we make no representation as to the condition of the property (or properties) in question.



# AIRWAY TRADE CENTER

2225 & 2235 Avenida Costa Este  
San Diego, CA 92154



## FOR LEASE

### Property Highlights:

Zoning: Otay Mesa Development District, Free Enterprise Zone and Foreign Trade Zone

Parking: 1.21/1,000

Ceiling Height: 23' (average)

Door Sizes: Dock and Grade-Level Loading

Availability: Turn-Key Suites Ready for Immediate Occupancy / Divisible to 8,100 SF

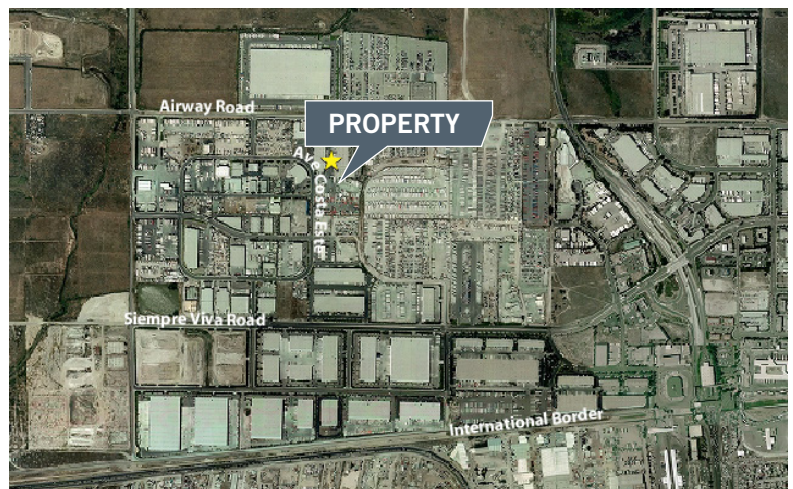
**Base Rent: \$0.75/SF - NNN: \$0.19 PSF**

For more information, contact:

**Regan Tully**  
**Senior Vice President**

+1 619 661 0656

[regan.tully@cushwake.com](mailto:regan.tully@cushwake.com)



8780 Sherwood Terrace  
San Diego, CA 92154

T: +1 619 661 0657

F: +1 619 661 1869

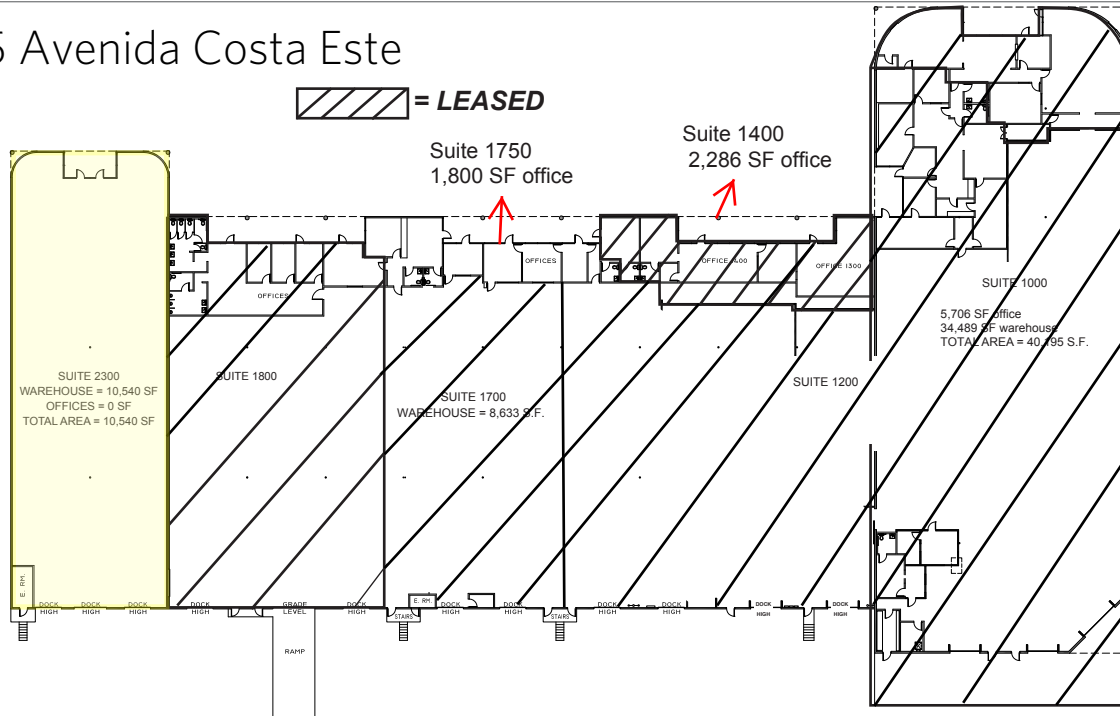
Cushman & Wakefield Copyright 2015. No warranty or representation, express or implied, is made to the accuracy or completeness of the information contained herein, and same is submitted subject to errors, omissions, change of price, rental or other conditions, withdrawal without notice, and to any special listing conditions imposed by the property owner(s). As applicable, we make no representation as to the condition of the property (or properties) in question.

# AIRWAY TRADE CENTER

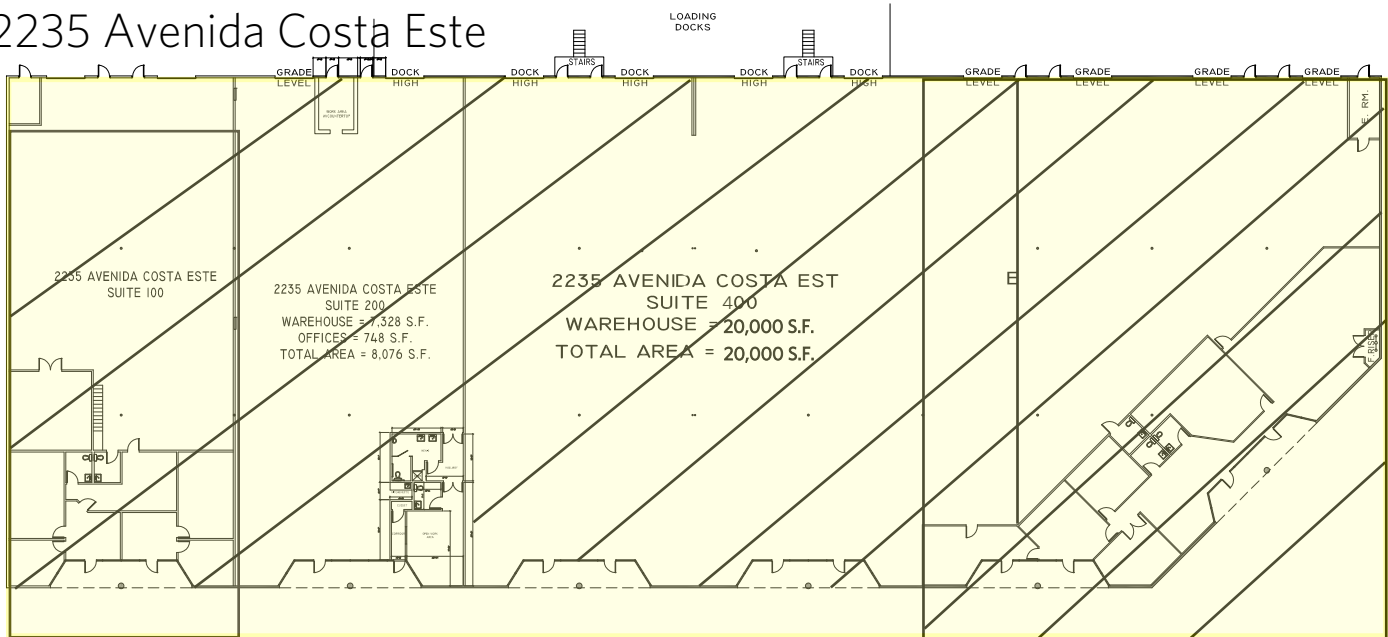
## 2225 & 2235 Avenida Costa

### Este San Diego, CA 92154

#### 2225 Avenida Costa Este



#### 2235 Avenida Costa Este



For more information, contact:

**Regan Tully**

**Senior Vice President**

+1 619 661 0656

regan.tully@cushwake.com



8780 Sherwood Terrace

San Diego, CA 92154

T: +1 619 661 0657

F: +1 619 661 1869

Cushman & Wakefield Copyright 2015. No warranty or representation, express or implied, is made to the accuracy or completeness of the information contained herein, and same is submitted subject to errors, omissions, change of price, rental or other conditions, withdrawal without notice, and to any special listing conditions imposed by the property owner(s). As applicable, we make no representation as to the condition of the property (or properties) in question.